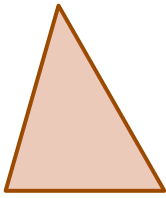
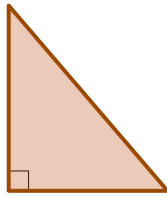


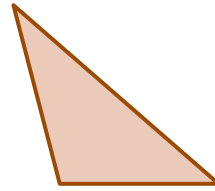
TRIANGLES



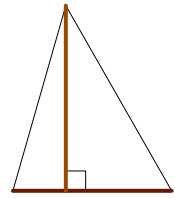
Acute triangle



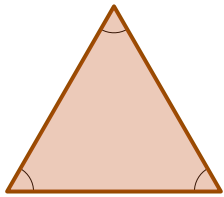
Right triangle



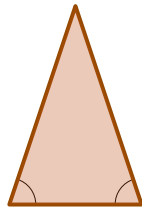
Obtuse triangle



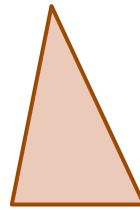
Height, Base



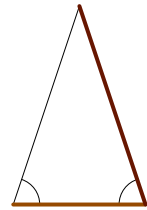
Equilateral triangle



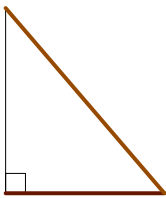
Isosceles triangle



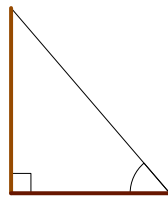
Scalene triangle



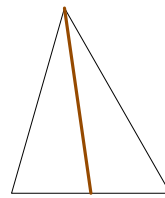
Base, Leg



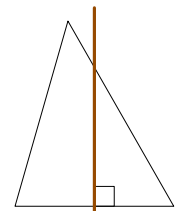
Hypotenuse, Leg



Opposite leg,
Adjacent leg



Median



Perpendicular
bisector

GEOMETRY