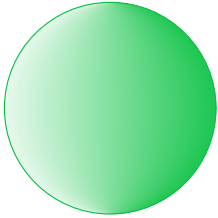




SOLIDES



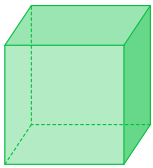
SPHÈRE




CYLINDRE



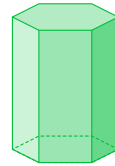
CÔNE




CUBE



PAVÉ DROIT,
PARALLÉLÉPIPÈDE



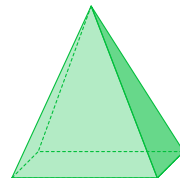
PRISME




HÉMISPÈRE



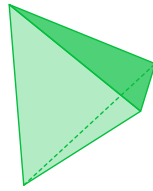
CÔNE TRONQUÉ



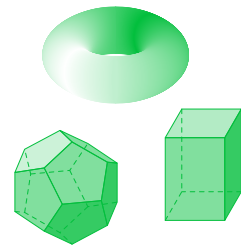
PYRAMIDE



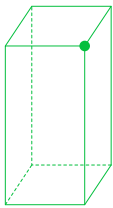
TORE



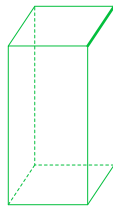
TÉTRAÈDRE




SOLIDES



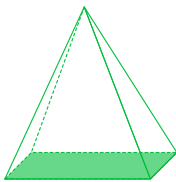
SOMMET




ARÊTE




FACE



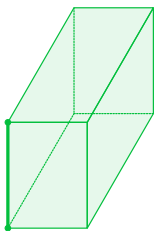
BASE



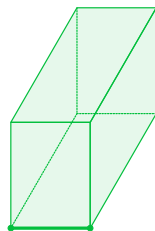
SURFACE LATÉRALE



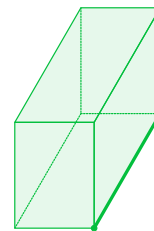
VOLUME



HAUTEUR



LARGEUR



LONGUEUR
(PROFONDEUR)